

IPv6 Addressing case study RENATER

Gosier, La Guadeloupe
March 5-9 2007

Simon.Muyal@renater.fr
Stig.Venaas@uninett.no
Bernard.Tuy@renater.fr



Gosier, la Guadeloupe -March 2007

IPv6DISSemination and Exploitation

Copy ...Rights

- *This slide set is the ownership of the 6DISS project via its partners*
- *The Powerpoint version of this material may be reused and modified only with written authorization*
- *Using part of this material must mention 6DISS courtesy*
- *PDF files are available from www.6diss.org*
- *Looking for a contact ?*
 - *Mail to : martin.potts@martel-consulting.ch*
 - *Or bernard.tuy@renater.fr*



Gosier, la Guadeloupe -March 2007

IPv6DISSemination and Exploitation

Agenda

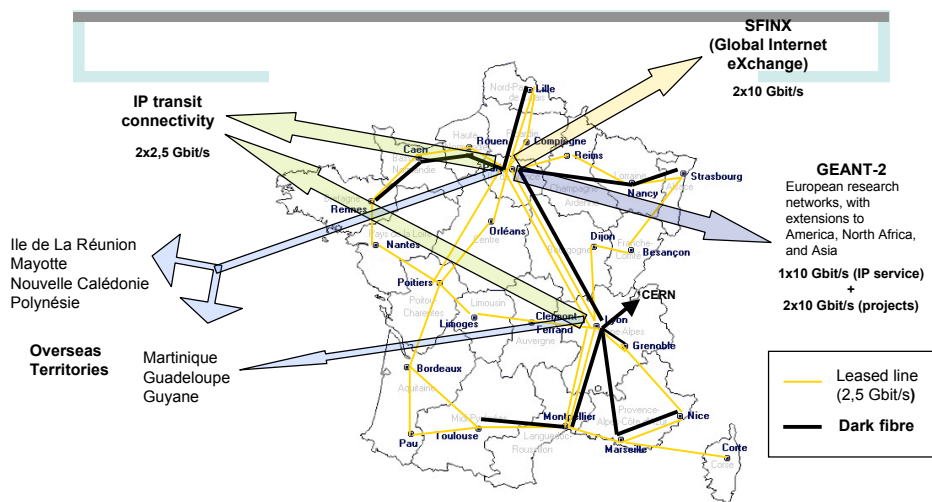
- Renater's topology
 - National links
 - International links
 - Regionals / MANs connected
- Renater's IPv6 services
- IPv6 addressing scheme
- Conclusion



Gosier, la Guadeloupe -March 2007

IPv6DISSemination and Exploitation

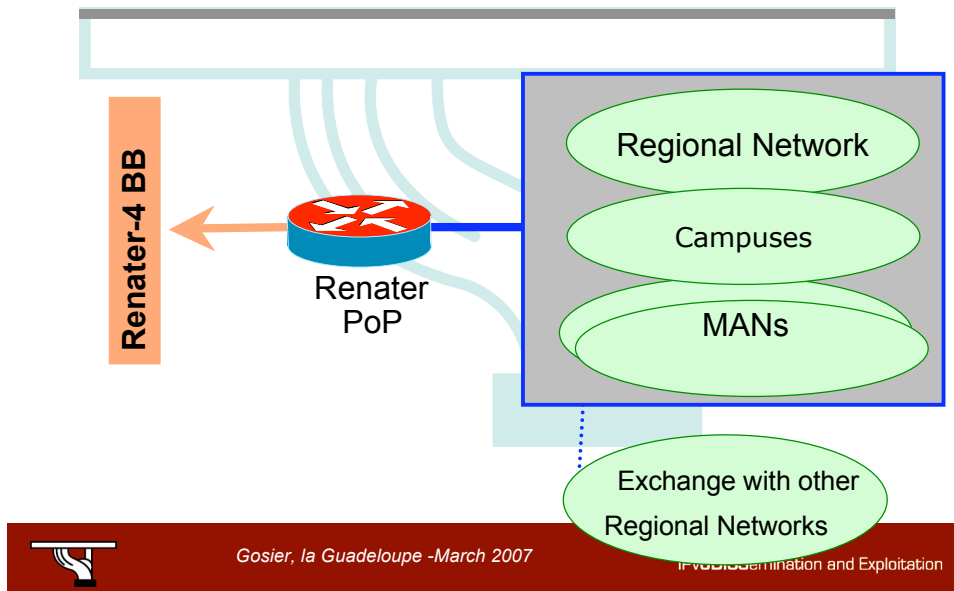
Renater : national backbone



Gosier, la Guadeloupe -March 2007

IPv6DISSemination and Exploitation

Renater-4 architecture



RENATER's Production IPv6 service

- Why a production-like IPv6 service ?
- ATM removed ...
 - Move all network services on a unique topology
 - Do we want to forget about IPv6, IPv4 multicast ... ?
- Needs for an IPv6 transport
 - Research projects using IPv6
 - Sites with native IPv6 network
 - install a native IPv6 core
 - run both versions of IP on the same equipments
- Monitor the IPv6 service in the same operational way than IPv4

Renater 4 : IPv6 Native support

- 2.5 Gbits/s backbone
- 30 Regional Nodes (NR)
- Native IPv6 on all regional nodes
 - Dual stack backbone → IPv4 and IPv6
- Global IP Service
 - IPv4 unicast and multicast
 - IPv6 unicast (multicast is being deployed)
 - IPv6 and IPv4 carried without any distinction
- Goal : achieve for both versions of IP an equal level of
 - Performance
 - Availability
 - Management
 - Support



Gosier, la Guadeloupe -March 2007

IPv6DISSemination and Exploitation

Addressing

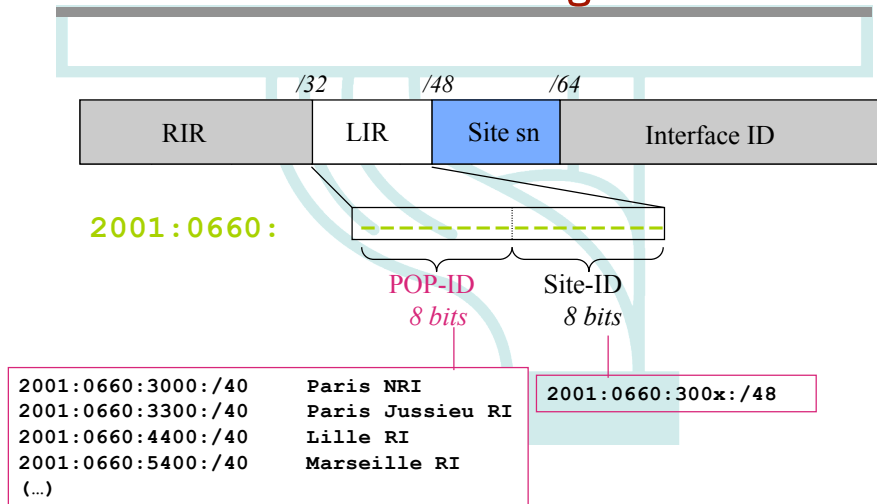
- Hierarchical addressing
- Renater
 - Prefix = 2001:0660::/32
 - Allocated by the RIR (RIPE NCC)
- Regional Nodes
 - POP-ID =2001:0660:xy::/40
- Site
 - Site-ID : a /48
 - from RN's prefix (/40) it's connected to
 - Site-IDs allocated by Renater (LIR)
 - 16 bits are available for the site topology



Gosier, la Guadeloupe -March 2007

IPv6DISSemination and Exploitation

Addressing



Example

Renater's prefix	2001:0660::/32
POP-ID Strasbourg	2001:0660:4700::/40
Sites connected to Strasbourg's RI	2001:0660:4701::/48 2001:0660:4702::/48 ...

Regional Nets Addressing

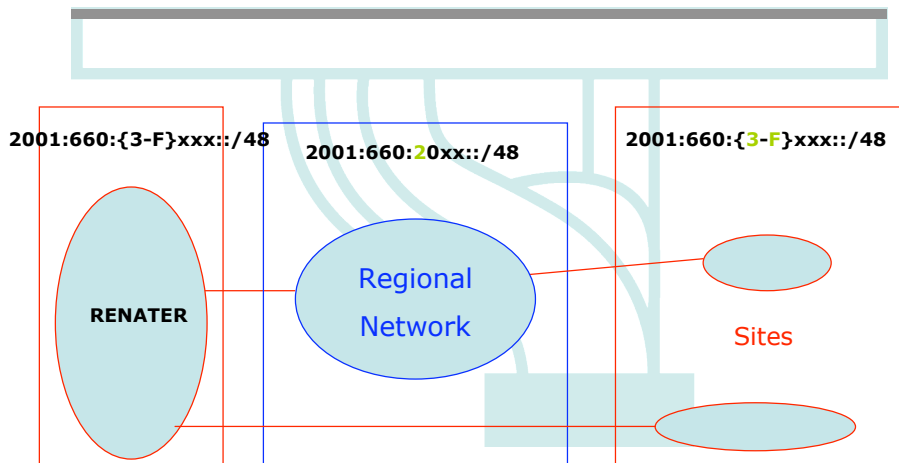
- Two possibilities
 - Uses its own prefix (Commercial ISP)
 - Uses Renater's address space
 - 2001:0660:2--:/48
 - In both cases
 - Sites are addressed in Renater's prefix
 - 2001:0660:{3-F}--:/48
 - Interco Network (site - Regional / MAN)
 - First /64 prefix of the Site-ID allocated



Gosier, la Guadeloupe -March 2007

IPv6DISSemination and Exploitation

Addressing scheme



Gosier, la Guadeloupe -March 2007

IPv6DISSemination and Exploitation

Conclusion

- Preparing an IPv6 plan is a bit complex
- Plan it in advance ...
 - Not forgetting your PoPs equipment (loopbacks, admin LANs, interconnects ...)
 - Renater's internal BB equipment addressing plan is 15+ pages !
- Draw benefit from aggregation
 - Smaller routing tables to manage (even in the core)
 - Less prefixes to advertise to BGP peers
- Lot of people have an experience yet ...
 - Not necessary to reinvent the wheel ;)

